



特点:

- 芯片与底板电气绝缘2500V交流电压

典型应用:

- 交、直流电机控制, 各种整流电源
- 工业加热控制, 调光, 无触点开关
- 电机软起动, 无功补偿
- 电焊机, 变频器, UPS电源, 电池充、放电

V _{DRM} , V _{R_{RM}}	型号
1600V	MT55A1600V-H25

符号	特性	试验条件	工作结温 T _j (°C)	参数值			单位	
				最小	典型	最大		
I _{T(AV)}	通态平均电流	180° 正弦半波, 50Hz 单侧散热, T _c =85°C	125			55	A	
I _{T(RMS)}	通态电流均方值		125			86	A	
I _{DRM} I _{RRM}	断态重复峰值电流 反向重复峰值电流	V _{DM} =V _{DRM} V _{RM} =V _{RRM}	125			8	mA	
I _{TSM}	通态浪涌电流	T=10ms, 正弦半波	125			1.25	kA	
I ² t	周期电流平方时间积						7.80	10 ³ A ² s
V _{TO}	门槛电压		125			0.85	V	
r _T	通态斜率电阻						3.40	mΩ
V _{TM}	通态峰值电压	I _{TM} =170A	25			1.60	V	
dv/dt	断态临界电压上升率	V _{DM} =67%V _{DRM}	125			1000	V/μs	
di/dt	通态临界电流上升率	门极触发电流幅值 I _{GR} =1.5A t _r ≤0.5μs	125			150	A/μs	
I _{GT}	门极触发电流	V _A =12V, I _A =1A	25	20		100	mA	
V _{GT}	门极触发电压			0.6		1.5	V	
I _H	维持电流			15		150	mA	
I _L	擎住电流					400	mA	
V _{GD}	门极不触发电压	V _{DM} =67%V _{DRM}	125			0.20	V	
R _{th(j-c)}	热阻抗 (结至壳)	180° 正弦波, 单面散热				0.53	°C/W	
R _{th(c-h)}	热阻抗 (壳至散)	180° 正弦波, 单面散热				0.20	°C/W	
V _{iso}	绝缘电压	50Hz, t=60s, I _{iso} ≤1mA		2500			V	
F _m	终端连接扭矩 (M5)			2.5		4.0	Nm	
	安装扭矩 (M6)			4.5		6.0	Nm	
T _{vj}	结温			-40		125	°C	
T _{stg}	贮存温度			-40		125	°C	
W _t	质量						g	
Outline	外形	KH25						

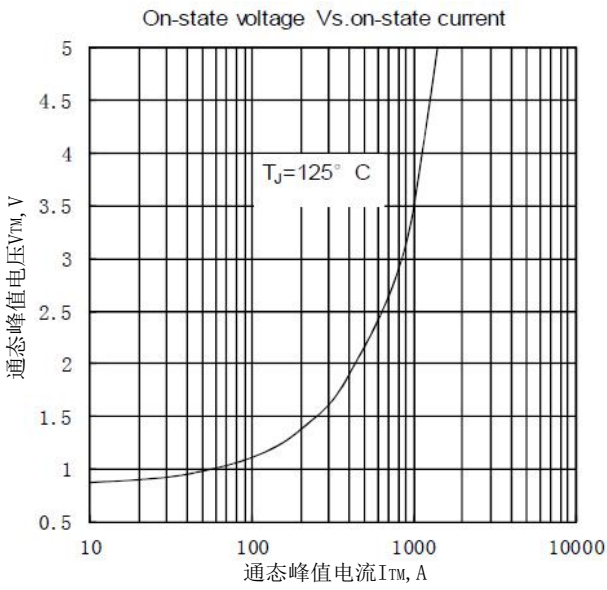


图1

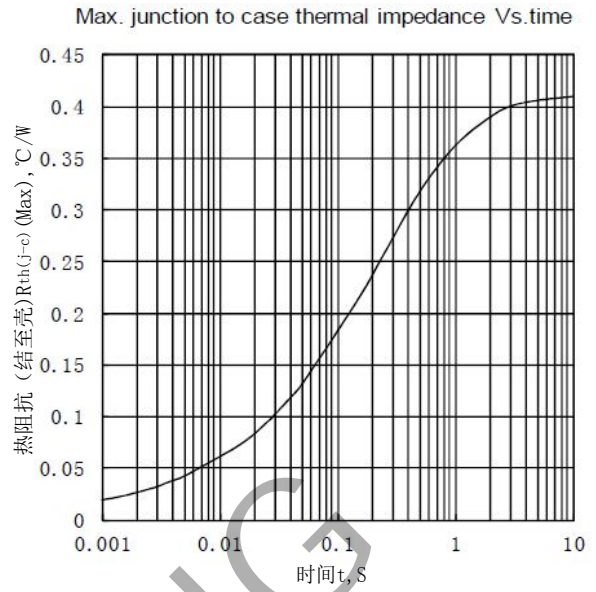


图2

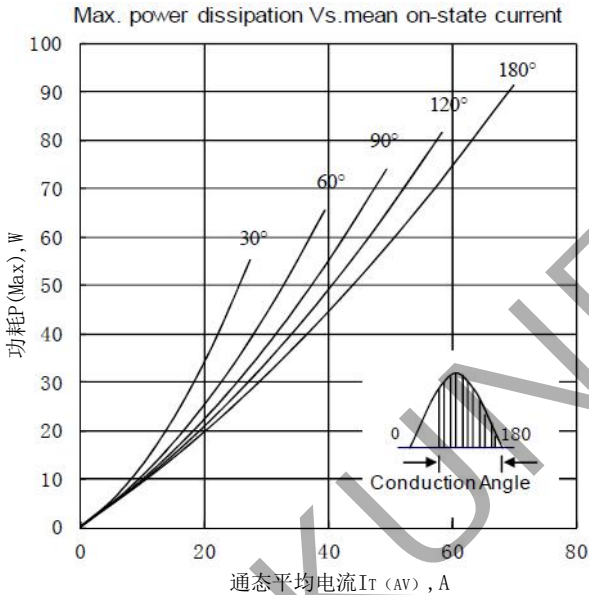


图3

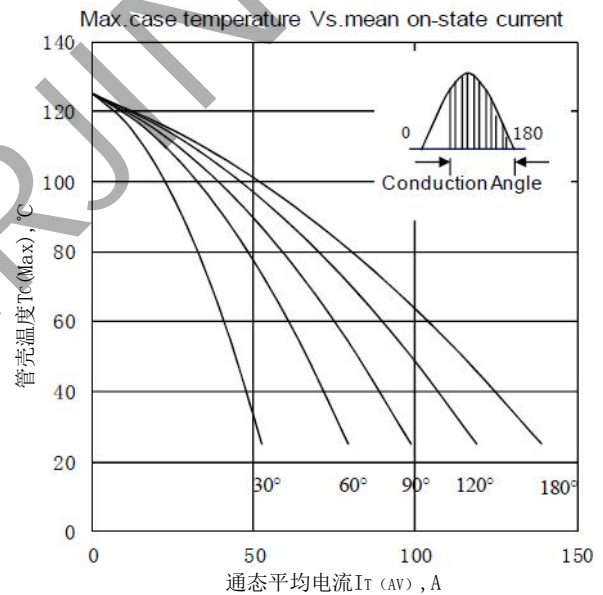


图4

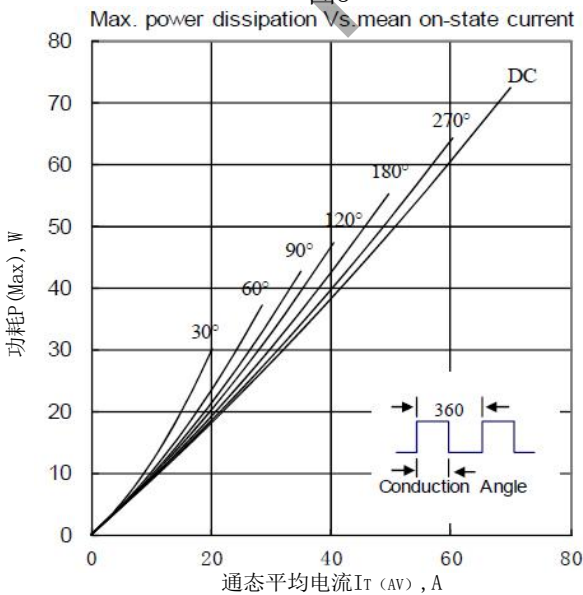


图5

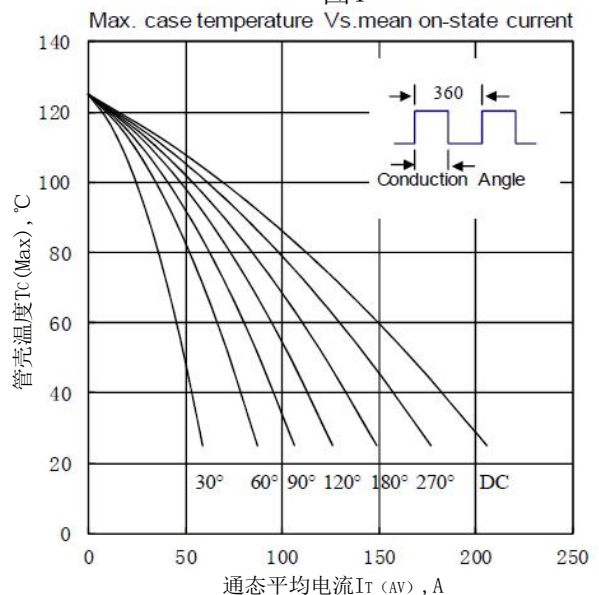


图6

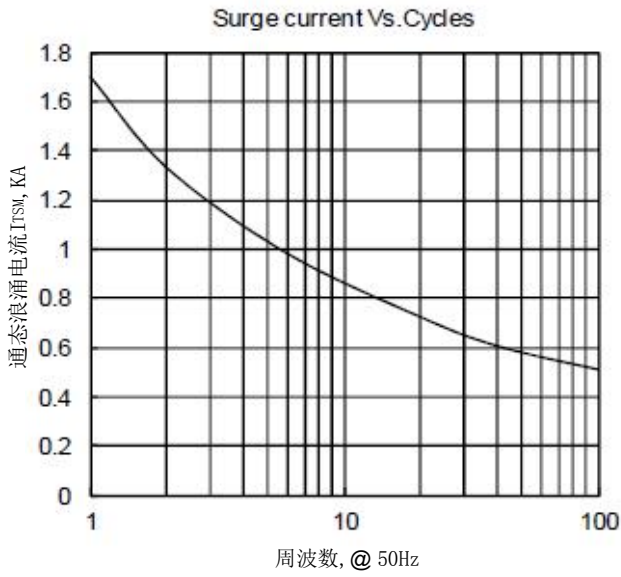


图7

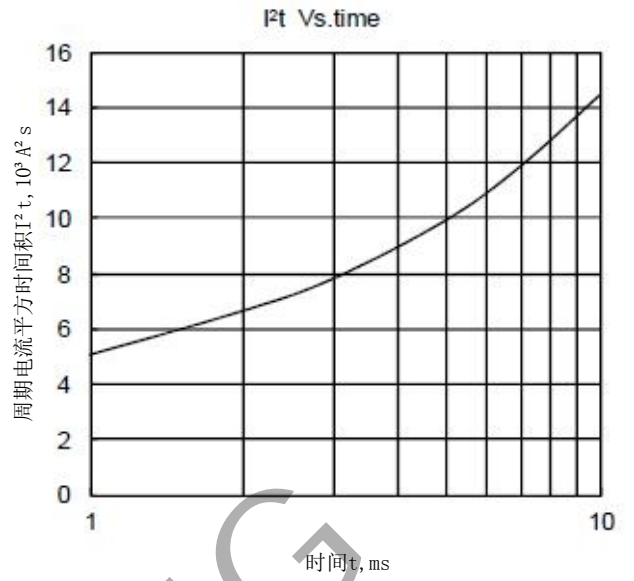


图8

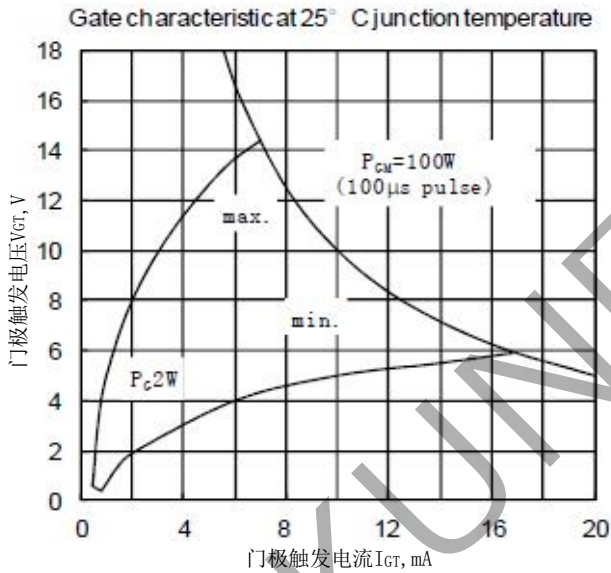


图9

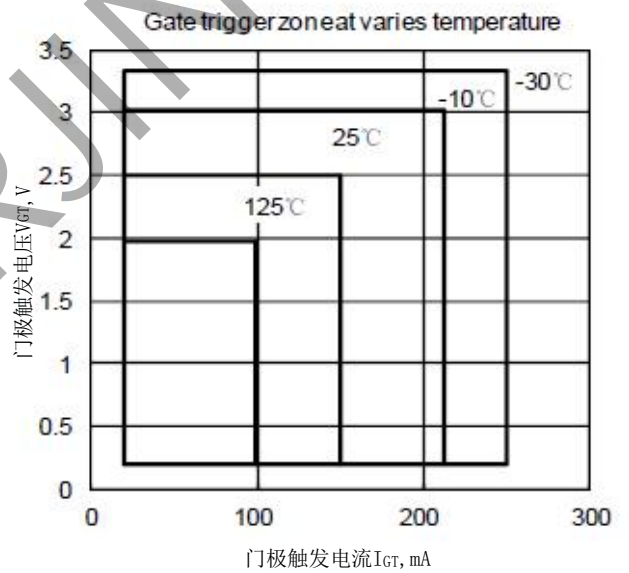
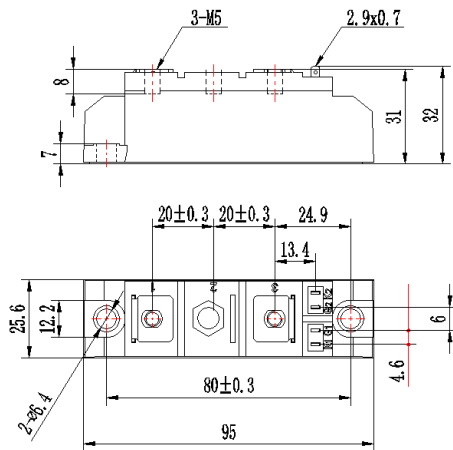
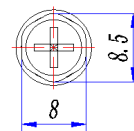
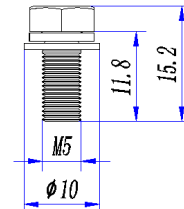


图10

外形图:

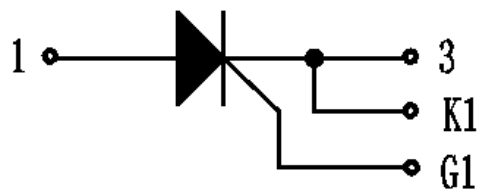


未注尺寸公差: $\pm 0.5mm$





线路图:



KUNERJING